





THE ULTIMATE ENVELOPE GUIDE





ANNOUNCEMENT

 	TYPE	ENVELOPE (W x H)	ENCLOSURE (W x H)
	A-2	5.75" x 4.375"	5.5" x 4.125"
	A-6	6.5" x 4.75"	6.25" x 4.5"
	A-7	7.25" x 5.25"	7" x 5"
	A-8	8.125" x 5.5"	7.875" x 5.25"
	A-10	9.5" x 6"	9.25" x 5.75"
	Slim	8.875" x 3.875"	8.625" x 3.625"
Matched with text or cover paper. Optional deckle-edge flaps			



BARONIAL

 	TYPE	ENVELOPE (W x H)	ENCLOSURE (W x H)
	4 Baronial	5.125" x 3.625"	4.875" x 3.375"
	5 Baronial	5.5" x 4.125"	5.25" x 3.875"
	5 1/2 Baronial	5.75" x 4.75"	5.5" x 4.5"
	6 Baronial	6.5" x 4.75"	6.25" x 4.5"
	Lee	7.25" x 5.25"	7" x 5"
Invitation envelopes with a "formal" style featuring a pointed flap. Uses: Announcements, greeting cards, invitations, etc.			


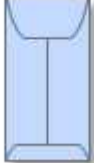
BOOKLET

	TYPE	ENVELOPE (W x H)	ENCLOSURE (W x H)
	2 1/2	5.875" x 4.5"	5.625" x 4.25"
	3	6.5" x 4.75"	6.25" x 4.5"
	4 1/4	7.5" x 5"	7.25" x 4.75"
	4 1/2	7.5" x 5.5"	7.25" x 5.25"
	5	8.5" x 5.5"	8.25" x 5.25"
	6	8.875" x 5.75"	8.625" x 5.5"
	6 1/2	9" x 6"	8.75" x 5.75"
	6 3/4	9.5" x 6.5"	9.25" x 6.25"
	7	9.625" x 6.25"	9.375" x 6"
	7 1/4	10" x 7"	9.75" x 6.75"
	7 1/2	10.5" x 7.5"	10.25" x 7.25"
	8	11.125" x 8"	10.875" x 7.75"
	9	11.5" x 8.75"	11.25" x 8.5"
	9 1/2	12" x 9"	11.75" x 8.75"
	10	12.625" x 9.5"	12.125" x 9.25"
	13	13" x 10"	12.75" x 9.75"
<p>Side opening enables complete coverage. Uses: Pamphlets, catalogs, folders, etc.</p>			



CATALOG

	TYPE	ENVELOPE (W x H)	ENCLOSURE (W x H)
		1	6" x 9"
	1 3/4	6.5" x 9.5"	6.25" x 9.25"
	2	6.5" x 10"	6.25" x 9.75"
	3	7" x 10"	6.75" x 9.75"
	6	7.5" x 10.5"	7.25" x 10.25"
	7	8" x 11"	7.75" x 10.75"
	8	8.25" x 11.25"	8" x 11"
	9 1/2	8.5" x 10.5"	8.25" x 10.25"
	9 3/4	8.75" x 11.25"	8.5" x 11"
	10	9" x 12"	8.75" x 11.75"
	12 1/2	9.5" x 12.5"	9.25" x 12.25"
	13	10" x 13"	9.75" x 12.75"
	14 1/4	11.25" x 14.25"	11" x 14"
	14 1/2	11.25" x 14.5"	11" x 14.25"
<p>Document-sized envelopes. Uses: Catalogs magazines, folders, reports, etc.</p>			


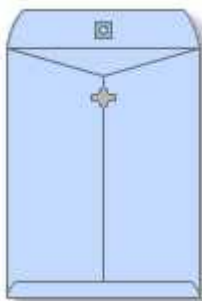
COIN

	TYPE	ENVELOPE (W x H)	ENCLOSURE (W x H)
		1	2.25" x 3.5"
	3	2.5" x 4.25"	2.25" x 4"
	4	3" x 4.5"	2.75" x 4.25"
	4 1/2	3" x 4.875"	2.75" x 4.625"
	5	2.875" x 5.25"	2.625" x 5"
	5 1/2	3.125" x 5.5"	2.875" x 5.25"
	6	3.125" x 6"	2.875" x 5.75"
	7	3.5" x 6.5"	3.25" x 6.25"
<p>Small envelopes. Uses: Coins, parts, etc. May not conform to minimum-size postal requirements.</p>			



COMMERCIAL

	TYPE	ENVELOPE (W x H)	ENCLOSURE (W x H)
	5	5.5" x 3.0625"	5.25" x 2.8125"
	6	6" x 3.375"	5.75" x 3.125"
	6 1/4	6" x 3.5"	5.75" x 3.25"
	6 1/2	6.25" x 3.5625"	6" x 3.3125"
	7	6.75" x 3.75"	6.5" x 3.5"
	7 1/2	7.625" x 3.75"	7.375" x 3.5"
	7 3/4 Monarch	7.5" x 3.875"	7.25" x 3.625"
	Data Card	7.625" x 3.5"	7.375" x 3.25"
	8 5/8 Check	8.625" x 3.625"	8.375" x 3.375"
	9	8.875" x 3.875"	8.625" x 3.625"
	10	9.5" x 4.125"	9.25" x 3.875"
	10 1/2	9.5" x 4.5"	9.25" x 4.25"
	11	10.375" x 4.5"	10.125" x 4.25"
	12	11" x 4.75"	10.75" x 4.5"
	14	11.5" x 5"	11.25" x 4.75"
	Standard correspondence and direct mail envelopes. Includes the Number 10.		


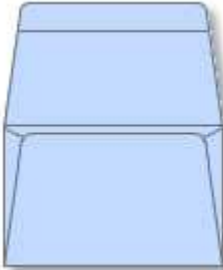
METAL CLASP

	TYPE	ENVELOPE (W x H)	ENCLOSURE (W x H)
	0	2.5" x 4.25"	2.25" x 4"
	5	3.125" x 5.5"	2.875" x 5.25"
	10	3.375" x 6"	3.125" x 5.75"
	11	4.5" x 10.375"	4.25" x 10.125"
	14	5" x 11.5"	4.75" x 11.25"
	15	4" x 6.375"	3.75" x 6.125"
	25	4.625" x 6.75"	4.375" x 6.5"
	35	5" x 7.5"	4.75" x 7.25"
	50	5.5" x 8.25"	5.25" x 8"
	55	6" x 9"	5.75" x 8.75"
	63	6.5" x 9.5"	6.25" x 9.25"
	68	7" x 10"	6.75" x 9.75"
	75	7.5" x 10.5"	7.25" x 10.25"
	80	8" x 11"	7.75" x 10.75"
	83	8.5" x 11.5"	8.25" x 11.25"
	87	8.75" x 11.25"	8.5" x 11"
	90	9" x 12"	8.75" x 11.75"
	93	9.5" x 12.5"	9.25" x 12.25"
	94	9.25" x 14.5"	9" x 14.25"
	95	10" x 12"	9.75" x 11.75"
	97	10" x 13"	9.75" x 12.75"
	98	10" x 15"	9.75" x 14.75"
	105	11.5" x 14.5"	11.25" x 14.25"
	110	12" x 15.5"	11.75" x 15.25"
	Similar to catalog-style envelopes, but featuring a metal clasp for re-use.		



POLICY

 	TYPE	ENVELOPE (W x H)	ENCLOSURE (W x H)
	9	4" x 9"	3.75" x 8.75"
	10	4.125" x 9.5"	3.875" x 9.25"
	11	4.5" x 10.375"	4.25" x 10.125"
	12	4.75" x 10.875"	4.5" x 10.625"
	14	5" x 11.5"	4.75" x 11.25"
<p>Uses: Policies, bonds, mortgages, other legal documents, etc.</p>			



REMITTANCE

 	TYPE	ENVELOPE (W x H)	ENCLOSURE (W x H)
	6 1/4	6" x 3.5"	5.75" x 3.25"
	6 1/2	6.25" x 3.5"	6" x 3.25"
	6 3/4	6.5" x 3.625"	6.25" x 3.375"
	9	8.875" x 3.875"	8.625" x 3.625"
<p>Large flap available for messages or offers. Uses: Direct mail, coupons, applications, statements, etc.</p>			



TICKET

 	TYPE	ENVELOPE (W x H)	ENCLOSURE (W x H)
	3	4.4375" x 1.3125"	4.1875" x 1.0625"
<p>As the name suggests, used for tickets.</p>			

WALLET FLAP

 	TYPE	ENVELOPE (W x H)	ENCLOSURE (W x H)
	10	9.5" x 4.125"	9.25" x 3.875"
	11	10.375" x 4.5"	10.125" x 4.25"
	12	11" x 4.75"	10.75" x 4.5"
	14	11.5" x 5"	11.25" x 4.75"
	16	12" x 6"	11.75" x 5.75"
<p>Uses: Statements or other documents that require the protection of a more durable envelope design.</p>			

WINDOW

 	TYPE	ENVELOPE (W x H)	ENCLOSURE (W x H)
	6 1/4	6" x 3.5"	5.75" x 3.25"
	6 3/4	6.5" x 3.625"	6.25" x 3.325"
	7	6.75" x 3.75"	6.5" x 3.5"
	7 3/4 Monarch	7.5" x 3.875"	7.25" x 3.625"
	8 5/8 Check	8.625" x 3.625"	8.375" x 3.375"
	9	8.875" x 3.875"	8.625" x 3.625"
	10	9.5" x 4.125"	9.25" x 3.875"
	11	10.375" x 4.5"	10.125" x 4.25"
	12	11" x 4.75"	10.75" x 4.5"
	14	11.5" x 5"	11.25" x 4.75"
	<p>Enclosure's name and address are visible through the window via standardized window size and placement. Uses: Invoices, statements, paychecks, receipts, etc.</p>		